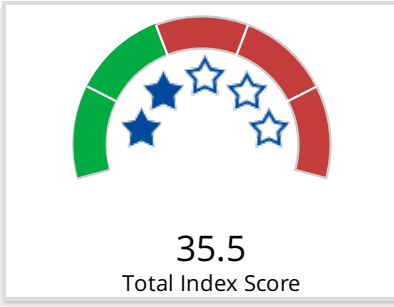
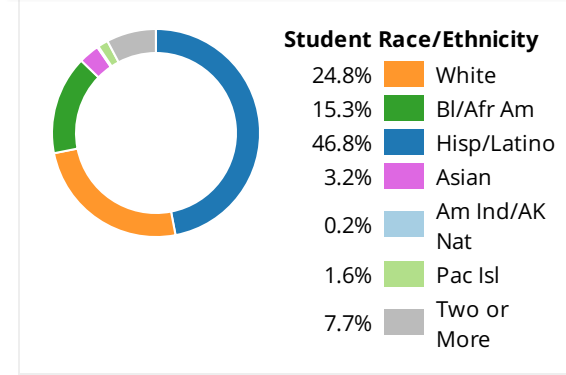


School Level: Elementary School
Grade Levels: OK-12
District: State Public Charter School Authority
School Address: 4650 Losee Road
 North Las Vegas, NV 89081

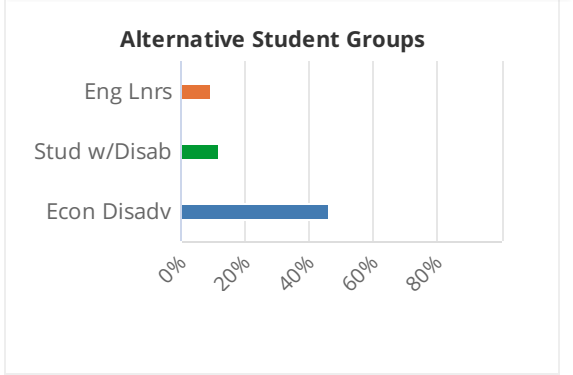


School Type: *Charter SPCSA*
 School Designation: *TSI/ATSI*
 95% Assessment Participation: *Met*



School Performance History

School Year	Index Score/Star Rating
2017-2018	52.5 ★★
2016-2017	N/A N/A



What does my school rating mean?

Two-Star school: Identifies a school that has **partially met** the state's standard for performance. Students and subgroups often meet expectations for academic performance or growth but may have multiple areas that require improvement. Areas requiring significant improvement are uncommon. The school must submit an improvement plan that identifies supports tailored to subgroups and indicators that are below standard.

How are school star ratings determined?

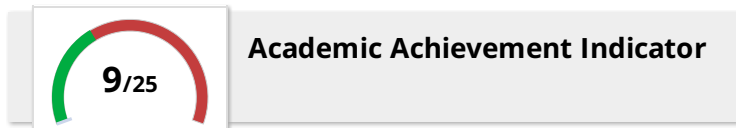
Schools receive points based on student performance across various Indicators and Measures. These points are totaled and divided by the points possible to produce an index score from 1-100. This index score is associated with a one- to five-star school rating.

How are star ratings determined based on total index score?

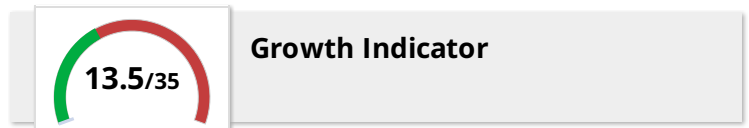
- Below 27 ★
- At or above 27 but less than 50 ★★
- At or above 50 and less than 67 ★★★
- At or above 67 and less than 84 ★★★★
- At or above 84 ★★★★★

TSI/ATSI designation: This school has consistently underperforming subgroups as well as very low performing subgroups. TSI/ATSI schools cannot receive more than a three-star rating in the year they are first designated. See the TSI/ATSI designation report for more information.

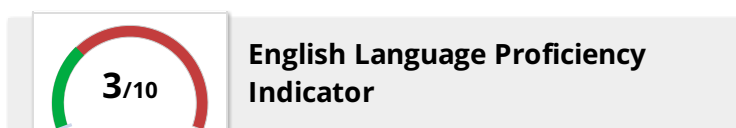
2018-2019 School Performance



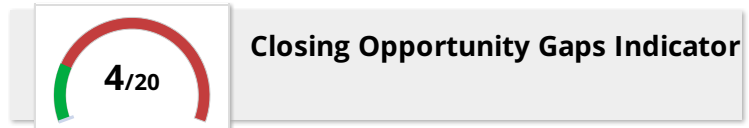
Measure	School Rate	District Rate
Pooled Proficiency	39.7	54
Math Proficiency	39.6	54.5
ELA Proficiency	48.2	60.1
Science Proficiency	16.1	34.7
Read-by-Grade-3 Proficiency	43.6	56.7



Measure	School Median	District Median
Math MGP	41	55
ELA MGP	45	52
	School Rate	District Rate
Met Math AGP Target	32.3	49.7
Met ELA AGP Target	48	59.7



Measure	School Rate	District Rate
Met EL AGP Target	38	56.7



Measure	School Rate	District Rate
Prior Non-Proficient Met	12.4	27.8
Math AGP Target		
Prior Non-Proficient Met	33	39.2
ELA AGP Target		

Climate Survey Participation is not a point-earning measure.